

# Asymmetrical / Symmetrical Make – Up

Name: \_\_\_\_\_ Period: \_\_\_\_\_ Date: \_\_\_\_\_

Answer the following questions below by writing in the correct answer.


1. Which of the following images is symmetrical? \_\_\_\_\_




2. Which of the following images is asymmetrical? \_\_\_\_\_




3. Questions 3 and 4. Write whether the image provided is asymmetrical or symmetrical? Write your answer on the line provided.



5. Draw your own **asymmetrical** image in the box below.



6. Draw your own **symmetrical** image in the box below.





7. Create four different shapes with your body. Draw the body shapes in the boxes provided below. Two must be symmetrical and two must be asymmetrical. Once you have created your shapes, show your teacher and hand in this worksheet for points.

Symmetrical #1

Symmetrical #2

Asymmetrical #1

Asymmetrical #2



Teacher Signature \_\_\_\_\_